



Simplifying the switch to Technopath's Multichem® third party QC:



ORDER

1

Order Multichem third party QC from your local Roche representative.



DOWNLOAD

2

Access pre-configured QC means and ranges through **cobas®** instrument

Download QC means and ranges directly to your **cobas®** analyzer by accessing Roche Enterprise in the same manner as for assays.



RUN

3

Run QC

Run the Multichem QC in parallel with your current QC product by collecting a minimum of 10-20 data points*. It is suggested to:

- Run the 10-20 data points* over multiple days to account for as many variables as possible.
- Include multiple shifts to run the samples if the lab has environmental changes from each shift.



REVIEW

4

Review your results and you are ready to switch!

As you perform your crossover, calculate the number of points included in the correlation, Mean, Standard Deviation (SD), and Coefficient of Variation (CV).

- CV: How well does the CV compare with laboratory expectations? If you notice a significant difference in the CV, review the data and if required, contact your local Roche representative for further investigation.
- Mean: Review how your collected mean agrees with the package insert mean or peer data.

For assistance with your target values and ranges, please refer to: 'Educational Guide for Target Values and Ranges.'

* Indicates a typical data collection period. Please follow your laboratory protocol and, where required, local regulatory guidelines eg: utilising Rili-BÄK ranges.

How to Run Multichem® QC for Roche cobas®

WATCH NOW



1 Select QC products from freezer (-20°C to -80°C).



2 Stand for up to 30 minutes, at room temperature to defrost.



3 Roll for up to 15 minutes or until fully thawed and mixed.



4 Optionally, note open and expiry dates and operator initials.



5 Position barcode correctly and remove tube caps.



6 Order QC measurements on cobas® instrument.



7 Load QC rack onto cobas® loading tray.



8 Start QC measurements on cobas® instrument.



9 Take processed QC rack from unload tray and replace caps.



10 Return QC products promptly to fridge (2°C to 8°C).








Subsequent QC Runs - Repeat steps 6-10



Quality Controls for Roche cobas® Systems

Order information:

Order through your local Roche representative

Product	Roche Material Number	Kit Configuration
Multichem IA Plus 	Level 1: 09339825190	12 x 4mL (48mL)
	Level 2: 09339841190	12 x 4mL (48mL)
	Level 3: 09339850190	12 x 4mL (48mL)
Multichem S Plus 	Level 1: 09339795190	12 x 4mL (48mL)
	Level 2: 09339809190	12 x 4mL (48mL)
	Level 3: 09339817190	12 x 4mL (48mL)
Multichem P 	Level P: 09339884190	12 x 4mL (48mL)
Multichem U 	Level 1: 09339868190	12 x 3mL (36mL)
	Level 2: 09339876190	12 x 3mL (36mL)
- Coming Soon - Multichem ID-G 	Single Level: 09339892190	4 x 4mL (16mL)
- Coming Soon - Multichem ID-GNeg 	Single Level: 09339906190	4 x 4mL (16mL)
- Coming Soon - Multichem ID-HIV p24 	Single level: 09915494190	4 x 4mL (16mL)

